



PRESENTATION SKILLS





PRESENTATION SKILLS



Homework:

- Draw four 8cm x 8cm boxes and a 15cm x 15cm box on A3 paper (or use a computer).
- Within the small boxes arrange a word, using only black type, to describe different aspects of your personality.




PRESENTATION SKILLS



Homework:

- Within the large box arrange your name, using only black type, to describe an important aspect of your personality or identity.



PRESENTATION SKILLS



Health and Safety



Using a scalpel and ruler



PRESENTATION SKILLS



Cutting with Guillotine



Mounting, borders and measuring



Spraymount and double sided tape



PRESENTATION SKILLS





Image width = 240 mm
Image height = 180mm
Add 20 mm to each...
260mm x 200mm is
the size of the white
mount



PRESENTATION SKILLS



80mm

Image width = 240 mm
Image height = 180 mm
Add 20 mm to each...
260 mm x 200 mm is
the size of the white
mount


Board width = 420 mm
 $(bw=420mm) -$
 $(mw=260mm) = 160mm$
 $160/2 = 80mm$



PRESENTATION SKILLS



43.5mm



53.5mm

Image width = 240 mm
Image height = 180 mm
Add 20 mm to each...
260 mm x 200 mm
the size of the
mount


Board height = 297 mm
 $(bh=297\text{mm}) -$
 $(mh=200\text{mm}) = 97\text{mm}$
 $97 - 10 = 87$
 $87/2 = 43.5\text{mm}$

top border = 43.5 mm

 $10\text{mm} + 43.5\text{mm} =$
 $53.5\text{mm Bottom Border}$



PRESENTATION SKILLS



Freehand cutting and scissor control



Glue and Pritt Stick



Binding and Laminating



PRESENTATION SKILLS



Creating a 'House Style'

Text in Publisher

